



Columbia Furniture

Columbia Furniture

Table of Contents

Environmental Stewardship	1
Columbia Exclusives	2
Omnia Series.....	4
Omnia XL Series.....	7
Collaborative Learning Series.....	8
Omnia Combo Series.....	10
Omnia Tablet and Lab Seating	11
Solid Plastic Series	12
Lab Seating	15
Mobile Series	16
Combo Series.....	17
Classic Comfort Series	21
Capella Desk Series.....	26
Desk Series.....	27
Dura-Fold Series	30
Dura-Fold Tables and Chairs	31
Computer Series	32
Activity Tables.....	34
Teacher's Desk Series.....	35



Environmental Stewardship



Plating

Our award winning state-of-the-art plating line is the first and only 100% closed loop plating operation within our industry. Exterior nickel chrome plating achieved via a comprehensive multi-stage cleaning and etching process prior to a chrome over nickel plating finish.



Painting

All Columbia product calling for paint is applied using our powder coat process, a completely environmentally sound method resulting in a textured finish of pure epoxy blend resins that FAR exceeds standard powder coat finishes.



Recycling

In addition to company wide recycling efforts in our manufacturing and packaging processes, we are proud of our partnership with a local company that converts all our waste wood and paper products into fuel cell cubes that replace coal in power generator plants.

Columbia's stewardship initiative has been a part of our culture for years. With a corporate history dating back to 1877, we are acutely aware of our impact on the community we live in and the communities we serve. Our commitment to sustainability through recycling is mirrored in the products we make, the manufacturing processes we utilize and the fundamental core values of our company. The following outlines some of our environmental achievements:

- Elimination of 100% of all V.O.C.'s with our painting operation that is 100% powder coating.
- Reduction of water usage from 150,000 gallons/day to 3,000 gallons/day.
- Using 100% recycled wood flour in hard plastic seats, backs and tops.
- Using up to 25% recycled post industrial products in soft plastic components.
- Recycling 100% of excess wood products and pallets.
- Recycling 100% cardboard and paper products.
- Recycling 100% of scrap steel.
- Recycled wood and paper products are converted to fuel cell cubes replacing coal in power generator plants.

Scientific Certification Systems - Setting the Standard for Sustainability™

SCS – the Leader in Environmental Certification

Scientific Certification Systems (SCS) is a global leader in independent certification and verification of environmental, sustainability, stewardship, food quality, food safety and food purity claims.

For more than 25 years, SCS has developed internationally recognized standards and certification programs in pursuit of the highest level of environmental performance and social accountability.

Indoor Advantage™ Gold Certification

SCS Indoor Advantage Gold certification is applicable to furniture systems, seating and components, paint, wall coverings, doors, casework, coatings and sealants, and insulation.

SCS Indoor Advantage Gold certification requires ANSI/ BIFMA M7.1-2007 and/or CA 01350 product emissions testing, ensuring products meet North America's toughest limits for indoor air emissions for the built environment. This program also requires on-site audits of the manufacturing facilities, and a complete review of the manufacturer's quality control system and procedures.

SCS Indoor Advantage Gold certification is used to inspire confidence in architects, consumers, manufacturers, regulators, suppliers thus proving that SCS-certified products consistently meet rigorous indoor air quality emissions requirements.



SCS-IAQ-02197



Columbia Omnia Exclusives



Shell

Lumbar Support

Contour Design

Frame Attachment
Omnia Glide

Omnia Shell

At the heart of our Omnia line is our contemporary styled seat shell of double walled copolymer material for superior durability and strength while providing an "air cushioned" feel. **Made in the U.S.A.**

Lumbar Support

Long-term comfort and proper posture is the key ingredient to proper lumbar support found in our Omnia shell while providing back flex to enhance seating comfort.

Contoured Design

Waterfall front edge reduces leg pressure enhancing leg circulation. Soft curves and "wing" design offers superior support and comfort while eliminating tailbone pressure.

Frame Attachment

Our self locking frame and shell design is secured with four concealed high-density brackets held in place with multiple screws per bracket. Nylon brackets also serve as no mar bumpers when chair is stacked on desktop.

Omnia Glide

Our exclusive "no tip" rear leg extension of steel features our unique glide with thermo plastic rubber material fused on the bottom and wraps around end of glide to prevent floor damage.

Columbia offers a wide array of glide options for our Omnia cantilever desks and chairs. Shipped standard with our TPR (Thermo Plastic Rubber) glide on rear and armor glide on front. Glide options shown on page 3.



Columbia Exclusives

Fabrication

With over 134 years of experience in building frames, we understand how to optimize the strength and structural integrity of steel tubing. From the use of mandrel bending process, which achieves a bend that is superior in strength to press bends to frame design with parallel tubing and all exposed intersecting tubes contoured and hand brazed 360° create frames unmatched for strength and durability.

Finishes

Columbia frame finishes are not only attractive but are extremely durable and applied using our award winning environmentally sound processes. Highlighted by our state-of-the-art plating line, our exterior grade nickel chroming process provides a luxurious gleaming finish while recapturing and recycling all usable water and chemicals. Our Spec Flek® powder coat process FAR exceeds standard formulas with the use of epoxy resins resulting in a finish 17% thicker than others with very high mechanical properties.

Book Bag Hook

Columbia's patented book bag hook is standard on several furniture models and optional on any of our combination units. Designed to allow book bags to hang neatly upright allowing for accessibility while keeping book bags out of aisles, eliminating potential tripping hazards.

Armor II

Built for strength, durability and corrosion resistance

Our exclusive tip formulation is 47% more dense than standard glide material. Combined with its unique "plow" design, it performed with significantly less floor markings in tests, at *up to 5 times the cycles*.

Documented results show that Columbia's new Armor II glide is 28% quieter than the industry standard nylon and steel glides.

Armor II glide recommended for VCT floor and our Armor Glide for carpeted floor.

Tested and proven to:

- Outperforms all other glides in reducing or eliminating scratches and marring on VCT tile floors.
- Reduce noise levels in classrooms associated with moving chairs and desks.
- Prevent accidental removal of glide by using a high shoulder design along with case hardened steel internal gripper.
- With a 40° swivel base, provides greater stability than standard glides at only 25°.
- Repel wax, detergents, soil, and water because the tip incorporates special lubricant release agents.

Columbia offers a wide array of glide options for our Omnia cantilever desks and chairs. Shipped standard with our TPR (Thermo Plastic Rubber) glide on rear and armor glide on front. Choose options of steel, felt or TPR. Armor (nylon) glides on front and rear recommended for carpeted floors.



Fabrication



Finishes



Felt, TPR, Steel glide options

Armor II

Lift Lid Hinge

Our patented lid support allows tops to open well over 60° for easy access to books. Reinforced with an 18 gauge full width piano hinge.

Color Choices

Offering more color options than anyone else in the industry, many exclusive to Columbia. Choose from 14 standard seat and back colors *plus* 7 Designer Choice colors, 18 Book Box colors, 7 top colors, 8 frame finishes, 12 soft plastic colors, 12 table top colors and 9 table molding colors. Only Columbia offers you so many choices.

Book Boxes

Columbia's exclusive "see-thru" book box offers the largest seamless book box on the market to date. Our unique perforated design allows visibility of contents by both student and teacher. Design also allows for ease of cleaning and less maintenance.

Ganging Feature

Our Dura-Fold folding chairs with their unique design offers numerous safety features built into the product including our patented integral ganging feature manufactured into our heavy duty frame.

Ergonomic Design

Student comfort and performance is the criteria behind our ergonomically designed polypropylene shell found on our Classic Comfort line. Our Omnia line offers the ultimate in comfort and ergonomics with seating that provides flex while encouraging good posture.

Columbia Omnia Series



1888 Omnia Chair

Omnia

Our premier line of classroom furniture is fashion forward and elegant yet practical. Affordably priced and packed with superb styling and durability. Omnia classroom furniture “has it all!”

1888 Omnia Cantilever Chair

Our cantilever chairs combine aesthetic sophistication with product durability. Double walled, ergonomically designed shell offers maximum comfort along with rugged steel frames for durability and structural integrity. Chair is designed to easily stack on desks and is available in three popular sizes.

Full steel sled base support rails with steel extensions to prevent tipping. Exclusive glide on rear to prevent marring or damage to floor. Available in chrome or seven SPEC-FLEK®, epoxy powder coat finishes.



1888 18" Omnia Frame



1886 16" Omnia Frame



1884 14" Omnia Frame



1898



1899



1899



1878



1878 stacking capability
of 10 high

1898 Omnia Four-Leg Chair

1878 Omnia Stacking Chair

1898 Omnia Four-Leg Chair

Omnia offers superior upper back and lumbar support with back flex for added comfort. Our traditional four-leg design frame maximizes stability and blends perfectly with new or existing furniture. Offered in 18" (**1898**), 16" (**1896**) and 14" (**1894**) size chairs. Choose from 12 decorator shell colors and eight frame finishes. (Color may vary slightly from printed samples.)

When book storage is a must, our Omnia (**1899**) chair is the answer. Bookrack with the added booksaver feature prevents books from sliding out. Its unique design discourages use as a footrest. Chairs (**1899**) are stackable four high.

1878 Omnia Stacking Chair


Our new Omnia stacking chair is designed to optimize student comfort, styling and stackability. Chair provides exceptional durability and comfort.

Stacks 10 high and is available in 18" (**1878**), 16" (**1876**) and 14" (**1874**) heights. Choose from 12 decorator shell colors. Available in chrome only.

Soft Plastic



Frame Finish



Columbia Manufacturing has been awarded Indoor Advantage™ Gold certification for indoor air quality - the most rigorous air quality standard in the U.S.





3911 Omnia Cantilever Desk with Clear Book Box



3960 Omnia Adjustable Desk

Omnia Cantilever Desk

No matter what type of furniture is favored, it has to offer comfort, function and efficiency to the person using it. All these requirements are taken seriously in our Omnia line of chairs and desks. Style, ergonomics and durability describes our cantilever desk that compliments our chairs. The soft curved hard plastic top allows for added student comfort and workspace. Available in 30" (**3951**), 27" (**3956**) and 24" (**3954**) fixed height sizes. Optional "see-thru" book box or wire bookbasket is available.

Clear Book Box

Columbia's exclusive clear –"see-thru" book box is available on all Omnia desks. It is made of durable ABS plastic allowing visibility to all contents. The soft curves match the radius on the frame and top providing a clean, contemporary look.

Cantilever Desk and Chair

Omnia desk and chairs give the benefit of comfort and ergonomics without sacrificing durability. Our frames provide outstanding strength while adding a touch of elegance to any classroom. Desks and chairs are designed to nest together.

Omnia Four-Leg Desk

Flexibility describes our four-leg Omnia desk available in 30" (**3961**) fixed height or adjustable 22" - 29" (**3960**). Also available with our exclusive clear see-thru ABS book box in 30" (**3921**) or adjustable 22" - 29" (**3920**) and wire book basket in 30" (**3941**) or adjustable 22" - 29" (**3940**). Optional MDF top shown on page 7 is available in hexagon or octagon configuration. Hexagon 6' radius seats six. Octagon 7' radius seats eight.



Models with clear book box:
30" **3911**, 27" **3916**, 24" **3914**.



3951 desk, **1888** chair

Omnia Ergonomic, Hexagon and Octagon Hard Plastic Desk Tops



Sand



Oak*



Light Gray



Mahogany*



Charcoal



Maple*

* Subject to an upcharge.

Omnia XL Series



3972

3973 Omnia XL Desk



3982



3983 shown with modesty panel



3983 Two Student Desk

3982 Omnia XL Desk

Omnia XL Desk (Cantilever)

Our Omnia XL Cantilever desk features a heavy duty frame with a standard 22" x 26" hard plastic top. Available as a study top desk (3971) or choose option of book storage with our ABS clear book box (3972) or custom wire book basket (3973). Optional 24" x 30" hard plastic top available.

Omnia XL Desk Tops



* Subject to an upcharge.


Omnia XL Desk (Pedestal)

When adjustability is needed, our Omnia XL pedestal style desk with oversized 22" x 26" top is the answer. Desk adjusts from 22" to 31". Available as study top (3980) or book storage options with our ABS clear book box model (3981) or wire book basket (3982). Optional 24" x 30" hard plastic top available offering 66% more space than traditional 18" x 24" tops.

Omnia Two-Student Desk

For cooperative learning, our 3983 Omnia two student desk is ideal with 24" x 48" top with HPL top and bottom. Available with ABS clear book box (3984) or wire book basket (3985). Additional sizes available. Laminate and edge colors shown on page 30. Optional modesty panel available. 30" fixed height desk available.

Frame Finish



Hexagon and Octagon MDF Tops



Black Armour Edge



Collaborative Learning Series

Collaborative Learning

Traditional classrooms can be improved by using furniture that can be configured in a number of ways. Our new desks offer flexibility supporting varied teaching and learning styles accommodating individual and group instruction encouraging collaboration.

Whether your criteria calls for formal or informal cooperative learning environments; Columbia has the solution. Choose from a wide variety of desk styles, fixed heights or adjustable and the industries largest selection of top sizes, shapes and colors.

From elementary schools to adult learning, Columbia has the furniture that gives educators the flexibility they need in today's classrooms.

Omnia Desk Tops



* Subject to an upcharge.

Frame Finish



3650 Study Top 3-Leg Desk

3-Leg Desk

Whether the need is for individual, group collaboration or teacher centered classroom environments; our tri-cornered desk is the solution. Offering a fully welded frame with stretcher support tube and full 5/8" thick hard plastic top; it is designed for dependability with flexibility. Available as study top or choose our ABS clear book box or wire book basket when storage is needed. Available 30" fixed height (**3683**) or adjustable 22" - 31" (**3650**). Optional book bag hook available.




ABS Book Box available on Collaborative Series:

- Adjustable 3660, Fixed Height 3684
- Adjustable 3860, Fixed Height 3869
- Adjustable 3890, Fixed Height 3899



Wire Basket available on Collaborative Series:

- Adjustable 3670, Fixed Height 3685
- Adjustable 3870, Fixed Height 3879
- Adjustable 3900, Fixed Height 3909





3850 Adjustable Hexagon Desk

3880 Adjustable Octagon Desk

Columbia's collaborative series desks features our durable hard plastic tops or choose optional MDF tops. Mounted to our rugged steel frames that are designed to allow additional seating at individual desks. Group 3 desks for half circle or 6 desks in a full circle that takes only 6' radius. Available as study top with options of ABS clear book box or wire basket (shown on page 8).

Adjustable 22" - 31" **(3850)**, with ABS book box **(3860)** or wire basket **(3870)**. Fixed height 30" **(3859)**, with ABS book box **(3869)** or wire basket **(3879)**. Optional book bag hook available.

Offering similar design, our octagon desk offers a grouping of 8 desks in only a 7' radius. Features curved spreader welded to 1 7/8" legs for maximum strength. Flexibility allowing classroom arrangements from single desks, 4 students desks or 8 desks providing a great solution to cooperative learning.

Available as adjustable 22" - 31" **(3880)**, with ABS book box **(3890)** or wire basket **(3900)**. Fixed height 30" **(3889)**, with ABS book box **(3899)** or wire basket **(3909)**. Optional book bag hook available.



Omnia Combo Series



Exclusive Book Bag Hook

5578 Omnia Dual Entry



5558 Omnia Combo

Omnia Dual Entry Desk

We've combined the contemporary styling of Omnia with our best selling dual entry combo. Engineered for comfort and ergonomics, our new sled base combination is undeniably the best built and strongest with full seat support and top support with our exclusive "K" brace. Available with a basket (**5588**). Includes our exclusive book bag hook.

Ideal for upper grades, high schools or colleges, allows easy access from either side and keeps classrooms neat and tidy. Flat top design for easy ganging/clustering options.

Ergonomic hard plastic top is standard in choices of six finishes. Frames are available in eight finishes shown on page 11 with a choice of 12 designer shell colors.

Omnia Soft Plastic



Omnia Combo

When space, comfort, style and durability are the criteria, Columbia offers the solution. Our Omnia combo features a copolymer shell with unmatched ergonomics and lumbar support promoting proper posture. Available with a basket (**5568**). Desk top color options shown on opposite page.

Flat top design for easy ganging/clustering options.

Omnia Desk Tops



* Subject to an upcharge.

Omnia Tablet and Lab Seating



8878 Omnia Tablet

Designed to make the most of classroom space, our large tablet chair features our unique twin bar loop supporting our MDF top in maple. Plenty of room for a laptop. Available with a bookrack (**8888**). Choose from 12 designer choice shell colors and eight frame finishes.

Columbia offers a durable, fashion forward, high quality product that has endured stringent testing and has been proven in educational installations across the United States. Columbia's classroom furniture products are scaled to fulfill the needs of elementary, high school and college markets.

Frame Finish



Columbia Manufacturing has been awarded **Indoor Advantage™ Gold** certification for indoor air quality - the most rigorous air quality standard in the U.S.



2240 Omnia Computer Chair

Today's learning environment requires seating with individual comfort and everyday durability. Whether your needs are for the office, classroom or technology centers, our new Omnia computer chair is ideal for teachers or students. Our attractive, ergonomically designed shell is mounted to a pneumatic cylinder and five-star base. Adjusts 15" - 20". All-purpose casters are designed for VCT floors or carpet.



2250 Omnia Lab Stool

Featuring our exclusive Omnia double wall polypropylene shell, integrated chrome foot ring and five star base; our lab stool is ergonomically designed for comfort and durability. Adjusts from 20" - 30" with nylon bell glides standard. Shell colors shown on page 10.



1897 Omnia Sit/Stand Stool

Our fixed height 27" Sit/Stand stool offers unsurpassed comfort, style and dependability. Foot ring is welded to all four legs for optimum strength and is ideal for science, art rooms or teacher lecture seating. Shell colors shown on page ten.



Solid Plastic Series

Columbia Solid Plastic Series

Columbia's solid plastic chairs, desks and combination units gives you the added strength, durability and long lasting color that you've relied on for decades. Available in a huge variety of colors many of which are exclusive to Columbia, our solid plastic classroom seating represents the best value for your school budget dollar.

Thermoset Hard Plastic Seats and Backs



* Subject to an upcharge.



114 Chair

Our Super Stacker is designed to optimize student comfort and maximize stackability. Laboratory tested and certified, this chair provides exceptional durability and comfort. Available in 12", 13½", 15½", and 17½" heights.



152 Chair

For decades, Columbia's "X" brace stacking chair has satisfied demands for dependability and student comfort. Our parallel tube design is created specifically for melamine seats and backs. Available in 12", 13½", 15½", and 17½" heights.



1140/1150 Adjustable Chair

Designed to stack safely and features wall saver design, our most popular stacking chair is available in two adjustable sizes 12"-16" and 14"-18" with durable chrome finished frames. 1140 adjusts 12"-16" 1150 adjusts 14"-18"



1530 Adjustable Chair

Our chair frame uses integrated front legs and back support made from one continuous length of tubing. This design along with our improved T-nut adjustment feature allows for easy, positive adjustment with a hex key or 5/32" allen wrench. Adjusts 12"-16".



1167 Book Bag Chair

New CAD generated book bag chair is designed to optimize floor space and reduce tripping hazards with ample storage space for book bags in the spacious basket under the chair. Available in 17½" height.



139 Chair

Our popular stacking bookrack chair with the added booksaver feature prevents books from sliding out. Its unique design discourages use as a footrest and is formed with heavy-duty 5/8" steel tubing. Available in 15½" and 17½" heights.



132 Chair

When book storage is needed, our stacking bookrack chair is the perfect choice. Rugged, yet graceful, it is designed to provide optimum strength, posture and durability. Bookrack has heavy-duty 5/8" side rails inserted into and welded to our chair legs. Available in 15½" and 17½" heights.



133 Chair


Need ample book storage with deep sides to prevent books from sliding out? Our bookbasket chair is the answer. Features our basic chair frame made from one continuous length of tubing with a large, sturdy bookbasket of ¼" steel rod welded to the frame prior to painting or plating. Available in 13½", 15½", and 17½" heights.

Designer Choice hard plastic seats and backs offer style and fashion while providing the durability of thermoset plastic proven to provide years of performance.

Designer Choice Hard Plastic



Frame Finish



**Thermoset Hard Plastic
Seats and Backs**



* Subject to an upcharge.

Designer Choice Hard Plastic



Frame Finish



162 Chair

Maximize comfort and function while minimizing space with Columbia's Cafeteria chair. This model features a back height below table level to prevent upsetting food trays while featuring a compact rear leg design for maximum space utilization. Available in 15½" and 17½" heights.



1117 Chair

Designed primarily for use on carpeted floors, our sled base chair is available only in luxurious sparkling chrome. Wall saver feature allows leg to touch baseboards before chair back touches the wall. Choose from three different sizes 13½", 15½", 17½" heights. Optional glide available.



1130 Adjustable Chair



112 Chair

The backbone of all our chairs starts with our all purpose chair designed with integral front legs and back support made from one continuous length of tubing. This basic design plus parallel tube welding creates the strong durable frame, which most of our chairs are based. Available in four fixed height sizes 12", 13½", 15½", 17½" and adjustable (**1130**) from 12" - 16".

Lab Seating



Available without armrest (2310)

2320 Lab Stool

Columbia's lab stool is designed to offer flexibility without compromising durability and dependability. Our backrest adjusts in or out 2" for superior comfort. Pneumatic lift cylinder adjusts seat height from 20" – 30" and our adjustable 18" chromed foot ring adds 360° of support. Nylon bell glides standard.



2250 Omnia Lab Stool

Featuring our exclusive Omnia double wall polypropylene shell, integrated chrome foot ring and five star base; our lab stool is ergonomically designed for comfort and durability. Adjusts from 20" - 30" with nylon bell glides standard.



1897 Omnia Sit/Stand Stool

Our fixed height 27" Sit/Stand stool offers unsurpassed comfort, style and dependability. Foot ring is welded to all four legs for optimum strength and is ideal for science, art rooms or teacher lecture seating.



0400 Adjustable Stool

Ideal for the lab, art room or locker room, Columbia's stools are designed for flexibility with either adjustable or fixed height 30" stool. Tops available in 5/8" melamine hard plastic in an array of standard and designer color choices. Available in 18" (0408), 24" (0404), 30" (0403), 17"-24" (0400) and 24"-30" (0430).



0203 30" Fixed Height Stool

Same frame design and height options as our #0400 stools but with 13" high impact styrene tops in pebble finish. Available in sand, royal blue or black. Available in adjustable height 17" - 24" (0200), 18" (0208), 24" (0204), 30" (0203), 17"-24" (0200) and 24"-30" (0230).

Omnia Soft Plastic



Mobile Series

Whether lab, computer room or classroom, Columbia's mobile chairs maximize comfort and function. When your application requires sturdy task seating, Columbia's chair with 5/8" melamine hard plastic seats and backs provide years of function, style and dependability. Offered in a variety of bases and adjustability, our seating options offer years of dependable use and 7 designer choice color options as well as 14 standard color options – more choices than any other manufacturer!

Thermoset Hard Plastic Seats and Backs



* Subject to an upcharge.



2240 Omnia Computer Chair

Our Omnia computer chair offers individual comfort and everyday durability for the office, classroom or technology centers. Our attractive, ergonomically designed shell is mounted to a pneumatic cylinder and five-star base. Adjusts 15" - 20". All-purpose casters are designed for VCT floors or carpet.



1300 Computer Chair

Our model 1300 with melamine hard plastic seat and back delivers quick, convenient pneumatic seat height adjustment from 15" - 20".



2220 Computer Chair

Designed for comfort and flexibility, our backrest pivots 24 degrees mounted to adjustable tilt back support for optimum comfort and support. Rugged 5 star base includes twin wheel casters with self-locking brakes for added safety. Available with or without arms (**2210**). Adjustable from 15" - 20" heights.



2527 Chair

Our mobile classic "X" brace style chair has offered years of proven performance featuring our rugged 1" frame and steel ball bearing swivel casters. Hard plastic seats and backs resist marring and staining. Available in 17½" height.

Combo Series



12 Year Warranty

At Columbia, we build all our combination units into a sturdy, one-piece unit for maximum stability and strength. From 360° brazed points to swaged legs, our combination units provide frames with superior structural integrity while offering the most professional finish and style. The Columbia Dual Entry Combination is a practical choice designed for easy entry on both sides. Engineered to provide easy entry and student comfort, our sled base is undeniably the strongest unit available in the industry.

528 Dual Entry Combo

Available in our durable chrome finish or 7 decorator Spec Flek® colors, our dual entry combination is engineered with full seat support and our unique "K" brace for optimum strength. Flat top design allows for easy ganging/clustering options.



Flat top design for easy ganging



12 Year Warranty

Designer Choice Hard Plastic



Coral Stone



Brushed Silver



Black Granite



Twilight Blue



Desert Marble



Blue Marble




Curry Fiber

Frame Finish



Platinum



Chocolate



Sandstone



Granite



Black Diamond



Bluestone



Rubystone



Chrome

527 Dual Entry Combo

When a sled base combination without a bookbasket is called for, look no further than our model 527. Featuring the same heavy-duty construction as our 528 model, both models come standard with our exclusive book bag hook and a 12-year warranty on our complete unit. Flat top design for easy ganging.



**Thermoset Hard Plastic
Seats and Backs**



5267 Combination Chair Desk

Our most popular chair/desk combination offers a unitype frame featuring 1¼", 16 gauge legs and top support. Our full length brace joining the right front leg, lower part of desk frame and back support tube provide unequaled strength and durability without restricting arm movement and access to book basket from both sides. Flat top design for easy ganging. Available in 17½" height. Optional book bag hook.

Desk Tops



* Subject to an upcharge.



5127 Extra Large Tablet

Solid frame construction and design combined with our enormous tablet top makes this our most popular jumbo combination unit. Full-length brace provides superior strength. Also available without basket (**5117**). Flat top design for easy ganging. Available in 17½" height. Optional book bag hook.



**Flat top design for
easy ganging**

583 Open Front Desk Combo

Columbia's quality and our exclusive heavy-duty undercarriage with 1¼" diameter, 14 ga. connector tube makes this desk incredibly strong. The result of our design and manufacturing care results in a chair desk that is unequalled in quality, value, fashion and function. Available in 13½", 15½", 17½" heights. Non-perforated box available **(582)**.



**642 Lift Lid Desk Combo
(solid book box)**

643 Lift Lid Desk Combo


Controlled access, storage and quality construction distinguishes our lift lid chair/desk as our finest. Exclusive patented lift lid supports open well over 60° combined with our exclusive new larger book box (available solid or "see thru") make Columbia the number one choice! Non-perforated box available **(642)**. Hard plastic tops available only.

At Columbia, we build all our combination units into a sturdy, one-piece unit for maximum stability and strength. From 360° brazed points to swaged legs, our combination units provide frames with superior structural integrity while offering the most professional finish and style. The Columbia Dual Entry Combination is a practical choice designed for easy entry on both sides. Engineered to provide easy entry and student comfort, our sled base is undeniably the strongest unit available in the industry.

Designer Choice Hard Plastic



Frame Finish



**Thermoset Hard Plastic
Seats and Backs**



* Subject to an upcharge.

Designer Choice Hard Plastic



Frame Finish



871

872 Tablet

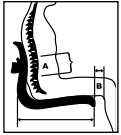
Designed to make the most of classroom space, our large tablet chair features our unique twin bar loop support. Available with or without bookracks. We also offer left hand tops. Available in 15½" and 17½" heights. Left hand model **(8757)** available in 17½" height.



878 Tablet

Nothing beats the functional versatility of our chair desk with large writing surface and handy bookbasket designed to securely hold lots of books. Left hand tops available. Optional patented book bag hook available. Available in 15½" and 17½" heights. Left hand model **(8777)** available in 17½" height.

Classic Comfort Series



**Columbia's
Exclusive
Built-in
Lumbar
Support**



Columbia's Classic Comfort Series

Specified by school administrators, architects and designers alike, our Classic Comfort Series seating offers an array of options and applications. From classrooms to music rooms to conference areas, you'll find comfort, durability and value unmatched in our industry.

Add style and comfort with our plush 24lb. density foam and upholstered seats and back pads. Our distinctive back pad features a teardrop design accentuating Columbia's exclusive built in lumbar support. Fabrics protected with Scotch guard finish. Foam and fabric meets Cal TB117. Shells pass Cal TB133.

1267 Classic Comfort Chair

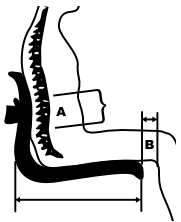
Our most popular soft plastic chair is ergonomically designed with our exclusive built in lumbar support promoting proper posture. One piece polypropylene shell is securely fastened to our best *stacking* chair frame. Available in 12", 13½" 15½", 17½" and 18".



Soft Plastic



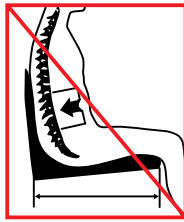
* Available for 12, 13½", and 15½" chairs



I. Classic Comfort Series Correct Posture

- A. Convex Curvature
- B. Proper Leg Distance

Waterfall seat design promotes proper blood circulation in legs.



II. Incorrect Posture

- Forces concave curvatures, resulting in fatigue
- Knees too close, restricts blood flow, causes legs to fall asleep.



2267 Classic Comfort Chair with Casters

When mobility is needed, our comfortable and durable Classic Comfort chair with steel ball bearing swivel casters is economically priced and offers great value. Ideal for students and teachers alike. Available with upholstery (**4367**).





1177 Classic Comfort Book Bag Chair

Created for superior comfort and back support. Our new book bag chair also allows for ample storage of a book bag directly under the chair. Chair will also stack on desk.



1207 Classic Comfort Chair

When book storage is a requirement, our spacious 13" x 12" x 2" basket of 1/4" solid steel rod on our popular Classic Comfort chair is your solution. Practical, comfortable and value priced. Also available with upholstery (4207).



4267 Classic Comfort Upholstered Chair

Our same great Classic Comfort chair as shown on prior page but enhanced with upholstered seat and back for added comfort. Upholstery available for 17½" and 18" chairs.



1217 Classic Comfort Chair Sled Base

When weight and cost savings are the criteria, Columbia offers the solution. Our polypropylene shell has our exclusive lumbar support promoting proper posture. Also available with upholstery (4217).



4289 Music Chair

Ideal for orchestra applications, our popular music chair is enhanced with rich upholstered seat and back pads for added style and comfort. Available in a variety of colors and fabrics. Available in 17½" (16½" thigh height) and 18" (17½" thigh height), heights.



1289 Music Chair

Durable and ergonomically designed, our music chair supports correct posture and puts musicians in the ideal performing position. Our chairs offer more than chairs selling at twice the price. Available in 16" (14½" thigh height), 17½" (16½" thigh height) and 18" (17½" thigh height), heights.

Upholstery



Soft Plastic



* Available for 12, 13½", and 15½" chairs

Frame Finish



Soft Plastic



Desk Tops



* Subject to an upcharge.

Optional Particle Board Tops



Frame Finish



5387 Classic Comfort Dual Entry

Engineered to provide easy entry and student comfort, our sled base combination is undeniably the best built and strongest with full seat support and added top support with 10 ga. steel frame gussets. Available with or without basket (**5377**). Includes our exclusive bookbag hook. Available in 17½" height.



5307 Classic Comfort Combo

When weight and cost savings are the criteria, Columbia offers the solution. Our polypropylene shell has our exclusive lumbar support promoting proper posture. Includes our exclusive book bag hook. Available without a basket (**5297**). Available in 17½" height.



5327 Extra Large Tablet

Space, comfort and durability have not been compromised with our extra large tablet unit. Features our unique Classic Comfort shell for unmatched comfort and includes our book bag hook. Available without a basket **(5317)**. Available in 17½" height.



8817 Tablet

The hard plastic tablet top compliments our rugged frame and styling of this versatile chair desk. Sixteen gauge tubing throughout provides maximum support and strength. Our one-piece shell is fastened with 8 concealed rivets and features lumbar support and anti-static surface. Includes our exclusive bookbag hook. Available in 17½" height.

Capella Desk Series

Columbia's Capella Desk Series

Columbia's Capella Desk features a stylish, durable one-piece polypropylene book box, laminate top and adjustable legs. Add our popular Classic Comfort Chair and you've got a combination of solid construction and design at an unmatched value.


Soft Plastic



Capella MDF Tops



Frame Finish



* Subject to an upcharge.

Optional Hard Plastic Desk Tops



* Subject to an upcharge.



3140 Capella Desk

The standard model is available with oak or maple MDF laminate tops with premium black Armor Edge, five book box colors and painted legs in black or gray. Adjustable legs are locked into the molded book box and adjust from 22" - 31".



188 Chair shown



126 Chair shown



152 Chair shown



3140 Capella Desk and Chair Options

Choose from a variety of upgrade options in 18" x 24" hard plastic tops, Spec Flek® (shown on page 27) and chrome finish to satisfy any classroom criteria. A variety of chair options adds styling and ergonomics to enhance any classroom.

Desk Series



352 Desk



351 Open Front Desk

Columbia's exclusive "see-thru" book box desk combines style together with a unique deep drawn, embossed, perforated book box. Designed for durability and easy maintenance, this desk offers the largest seamless book box on the market to date. Available in both "solid" (352) and "see-thru" (351). Desk available in both fixed (22", 23½", 26½", 29½") and adjustable heights.



362 Desk



361 Lift Lid Desk

Our unique perforated designed book box allows visibility of the contents by both student and teacher. Desk features the best and most reliable lift lid mechanism available in the industry today. Desk available in both fixed (22", 23½", 26½") and adjustable heights. Hard plastic tops available only. Available in both "solid" (362) and "see-thru" (361).

Book Box



Desk Tops




* Subject to an upcharge.

Optional Particle Board Tops



Almond Talc Folkstone Oak

Frame Finish



Columbia's Desk Series

At Columbia, we build every desk into a sturdy steel one-piece unit. Parallel tubing and added stretcher tube makes for outstanding durability and strength along with all visible joints hand-brazed for safety and a smooth clean look. From our new visionary desk to our traditional desks with storage capabilities, we offer more options and more exclusive features. Designed to provide your classroom with the solutions you need and in an array of colors to create an exciting learning environment.

Frame Finish



Desk Tops



* Subject to an upcharge.



3779 Desk

This study top desk features a six bar bookrack with ½" formed tubing gracefully designed to accommodate everything within the bookrack area. Available in both fixed (23½", 26½", 29½") and adjustable height (**3770**).



3449 Desk

This study top has a see through basket with ample storage space for books, notebooks and other belongings. The basket offers a deep 4 ½" opening. Available in both fixed and adjustable heights (**3440**).



7129 Desk



7119 Desk

Our most popular study top desk features a middle brace for added strength and positioned in a manner to discourage use as a footrest. Flat top design allows for ganging/clustering options. Also available in adjustable height (**7110**). Our 7129 Desk features an oversized frame and top (19" x 26") and is also available with basket (**7139**).



7219 Desk

7449 Desk

Our fixed height study top pedestal desk combines a rugged double upright frame and arched base with our standard high quality top and adjustable glides providing a sleek contemporary design. Available in seven Spec Flek® colors. Available with basket (7449) or without basket (7219) in 29½" height.



5010 Large Study Top Desk

A generous 36" x 20" melamine top is attached to our rugged steel frame with dual braces under the top for added support. Spreader of ¾" steel enhances stability and durability. Available in 29½" (5019) or adjustable to 30" (5010) height. Brushed silver hard plastic top not available.



5060 Wheelchair Desk

Sized specifically for wheelchair access, our (5060) features adjustability to 34" and offers the same high quality construction as our popular (501) study top desk. Brushed silver hard plastic top not available.



5020 Jr. Executive Desk

Columbia's Junior Executive Desk offers versatility, function and value. Designed for more chair room and larger work surface, our book box and modesty panel of 20 ga. steel is available in 18 colors. Available in 29½" (5029) or adjustable 22" - 30" height. Brushed silver hard plastic top not available.

Dura-Fold Chair Series

Frame Spec Flek Finish



Upholstery



Scuff resistant, high density poly glides.

Interlock adjoining chairs with our patented built in ganging feature.



Add style and elegance with our Spec Flek® powder coat finishes and durable fabrics.



Designed to support standing weight without folding along with self-leveling characteristics, our compact design has up to ½" narrower profile than other folding chairs.



2237 Folding Chair

Superb value, comfort, safety and style make our folding chair the product of choice. Standard features include integral ganging feature, scuff resistant high density glides plus our own exclusive Spec Flek® finish make our Dura-Fold chairs an extraordinary value.



4237 Folding Chair

Choose from five designer fabrics of plush 24lb. density foam pads secured with tamper resistant fasteners. Fabric and pads meet Cal TB117. Columbia's folding chair outperforms and out-classes all the others! Both vertical and horizontal chair carts available.



0033 (Holds 56 unupholstered chairs)



0031 (Holds 50 unupholstered chairs)

Dura-Fold Table and Chairs



7063 20"x72"
Training Table

7063 Dura-Fold Folding Training Table

Superb value, comfort, safety and style along with our quality top of double wall high-density polyethylene make our folding table and chairs the product of choice. Rugged 18 gauge frames from 1" to 1 1/4" provide a simple solution to your table and seating requirements with durability at an affordable price. Rich, environmentally friendly powder coat finish on frames with scuff resistant glides. Table frames nest and lock inside tops for easy stacking and storage.



2238 Dura-Fold Folding Chair

Our compact folding chair is designed to support standing weight without folding along with self-leveling characteristics. Columbia's exclusive Dura-Fold chair has up to 1/2" narrower profile than most folding chairs allowing more chairs to be stored in minimal space. For quick, convenient seating at a moments notice; Columbia Dura-Fold chairs offer quality without putting a strain on your budget. Both vertical (**0033**) and horizontal (**0031**) chair carts available.



7052 60" Round



7043 30"x72"
7045 30"x96"



0033



0031



Computer Series

Columbia's Computer Table Series

Columbia's computer workstations are an exercise in style and value, featuring all the versatility, comfort, durability and function you'd expect from Columbia. Available in both fixed and adjustable heights along with a variety of Designer Choice laminates ensures a product that will last and one you'll be proud of.

Top options shown on page 34.

Edging



*Available on MDF only.



Available in 24 - 30" width and 48" - 72" lengths.

6140 Adjustable 24 x 48 Computer Table

The style is clean and timeless, designed for flexibility and ergonomically correct. Our adjustable computer workstation offers adjustability from 27" - 35" to satisfy multiple needs. Brushed aluminum base and side panels add a touch of sophistication. Tops come with grommet holes positioned in center of top. Also available as a 30" x 60" table (**6143**). (One optional keyboard tray or cpu holder available on **6143** only). Available with optional rectangular tops.



2527 Chair

Mobile "X" brace chair with swivel casters.



2267 Chair

Classic Comfort chair with casters. Available with optional upholstery (**4367**).



1300 Chair

Melamine seat and back pneumatic lift chair. Seat height 15" - 20".



4280 Chair

Classic Comfort pneumatic lift chair. Shown with upholstered seat and back pads. Available with arm rest (**4290**).



Ergonomically designed 1" top of 48-50 lb. density northern hardwoods.



Attractive steel modesty panel with wire management trough. 48", 60" and 72" available. Available in black and platinum.*

*Platinum subject to upcharge.



Select from several pre-wired data and power port options to enhance set up.



Four swivel casters give tables easy mobility. Two casters are equipped with locks.



0071X Retractable keyboard/mouse trays let you position your keyboard for easy access.



0081X CPU holder designed to mount under table and offers flexible width and height adjustments.

Shown with optional modesty panel.



Available in 24 - 30" width and 48" - 72" lengths.

6153 Fix Height 30 x 60 Computer Table

Contemporary styled frame and ergonomically enhanced top will add flair and function to facilitate classroom computing. Computing accessories are also available to enhance a variety of educational and workplace applications. Shown with optional casters for ease of mobility. Also available as a 30" x 72" table (**6154**). 30" x 72" can accommodate 2 optional cpu holders and 2 optional keyboard trays. 30" x 60" can accommodate either 2 cpu holders or 2 keyboard trays or 1 of each. Standard rectangular top required.



2220 Chair

Melamine seat and back with tilt back rest. Pneumatic lift. Available with or without armrests (**2210**).



4240 Mesh Ergonomic Chair

Ideal for any office or administrative area, our mesh back chair provides ergonomic seat and back. Tilt lock, adjustable height arms mounted on 5-point caster base. Sleek, breathable mesh back provides added comfort.



2240 Omnia Computer Chair

Ergonomically designed shell is mounted to a pneumatic cylinder and five-star base. Adjusts 15" - 20". Casters designed for VCT floors or carpet.



2250 Omnia Lab Stool

A lab stool that features great comfort, style and durability with our double wall shell, integrated chrome foot ring and five star base. Adjusts 20" - 30". Nylon bell glides are standard.

Activity Tables

Top Surfaces



Frame Finish



Edging



All tables above 60" in length include our exclusive heavy duty stretcher tube structurally engineered to provide optimum support. Dedication to quality is obvious in all our tables starting with a full 1¼" top of northern Canadian hardwood that is up to 25% denser than competitive tables. Top surface laminates in choice of 12 popular patterns and our bottom surface is high pressure laminate as well, forming a true balanced top.

Custom table sizes and shapes available upon request.



6020 30 x 60 Table

Versatility describes our activity tables. Ideal for classrooms, training rooms, workrooms and any collaborative learning environment. Available in multiple sizes with widths from 18" to 36" and lengths from 48" to 72".



6100 42" Round Table

Coordinate trim colors and frame colors on our tables with most of our chairs using color as an integrating theme. Available in 48" round (**6110**) or 60" round (**6120**).



6510 Trapezoid Table

Canadian hardwood is balanced with high pressure laminate on both top and bottom for superior moisture protection and rigidity. Our adjustable legs, 21" to 30" are the largest and strongest in the industry. Available in 24" x 48" size (**6500**).



6400 Kidney Table

Our spacious 48" x 72" kidney shaped table is ideal to facilitate group activities.



6300 Horseshoe

This 60" x 66" table brings teachers and students closer for enhanced collaborative learning.

Teacher's Desk Series



9029 Double Pedestal Desk

Get organized with our spacious 30" x 60" double pedestal desk featuring three full depth file drawers and two box drawers with ball bearing construction. Locks on all pedestals and center drawer.




9019 Single Pedestal Desk

Ideal for any office or classroom, our 30" x 48" single pedestal desk is available in either Granite or Sandstone Spec Flek® finish with your choice of 12 designer laminates and 9 decorator edge band colors.



Secure contents with locks furnished on every pedestal and center drawer of our desks. Individually keyed.



Twenty gauge steel drawers and files are mounted with rugged steel ball bearing drawer slides for maximum dependability and effortless motion.

4240 Mesh Ergonomic Chair

Our mesh back chair provides ergonomic seat and back. Tilt lock, adjustable height arms mounted on five-point caster base. Breathable mesh back provides added comfort.



4240 Mesh Ergonomic Chair



Optional keyboard tray

9079 L-Shape Desk (right hand return shown)

Complimenting our rugged, steel frame single pedestal desk is our new L-shaped desk with either a left hand or right hand return. Footprint measures 72" x 72" with the 27" x 42" return. Stand-alone double pedestal desk (**9029**) is also available. Desks feature 20-gauge steel, full depth drawer with steel ball bearing construction. Available in sandstone or granite frame. 12 laminate top choices to choose from. (**9079**) edge is self-laminated.

Columbia's quality teacher's desks are appreciated for their distinct contemporary styled curved drawer fronts, enclosed pedestal bases and our classic 20 gauge steel construction providing the style and function for years of service.

Top Surfaces



Frame Finish



Edging



Optional keyboard tray

9039 Sidebar Desk

Extended 30" x 60" work surface on our single pedestal desk provides the opportunity for conferencing. File drawers move effortlessly on steel ball bearing glides.



9052 Two drawer File Cabinet

For additional storage space, our two drawer file cabinet with casters is the answer. Same quality construction as our desks. Lock included. Optional glides included. Four drawer file (**9054**) available.



9042 Lateral File

Quality features that match our desks and vertical file cabinets, our 2-drawer and 4-drawer (**9044**) lateral files combine all steel welded construction and fully extendable drawers. Steel ball bearing slides make drawers glide smoothly. An interlock system safely allows only one drawer opened at a time.



Limited Warranty

Columbia's hard plastic school furniture is warranted by the manufacturer for 10 years (12 years on select models) from the date of purchase against defects in workmanship and/or materials. Columbia Classic Comfort Series (soft plastic) school furniture is warranted for 5 years and Columbia activity tables and computer work stations are warranted for 2 years.

The warranty means that any part found to be defective during the applicable time period of the warranty will either be repaired or replaced at the option of Columbia. The right is reserved by the manufacturer to replace the whole product.

This warranty does not apply if damage or failure occurs because of abuse, accident, improper installation, or shipping. Columbia will not be liable for any incidental or consequential damage.

COLUMBIA SUGGESTED SIZING CHART BY GRADES

Chair Heights	12"	13½"	15½"	17½"
Desk/Table Heights	22"	23½"	26½"	29½"
Kindergarten	40	60		
1st Grade	20	80		
2nd Grade		50	50	
3rd Grade		25	75	
4th Grade			30	70
5th Grade			20	80
6th Grade				100
7th Grade				100
8th Grade				100
9th Grade				100
Sr. High & College				100

Suggested Height By Percent

MISSION

Columbia's proud tradition of product quality has been a fundamental value of ours since we were founded in 1877. Our quality driven attitude is embodied in our employees, our culture and our Corporate Mission Statement.

We continually improve our processes and product quality with a focus on technically innovative solutions. We constantly invest in new resources to meet and exceed our customers expectations for innovation, quality and on time delivery.

All Columbia products are backed by our company's well earned reputation for craftsmanship, durability and value. Columbia's manufacturing standards are second to none, and we stand behind every product with the industry's best warranty available.

This catalog highlights the broad spectrum of products offered by Columbia.

Customer satisfaction and product improvement is an on-going process at Columbia. Therefore, we reserve the right to make changes in product design, method, materials and colors without prior notice.

We are happy to supply color samples to you upon request to ensure exact color and material.



Columbia Manufacturing has been awarded **Indoor Advantage™ Gold** certification for indoor air quality - the most rigorous air quality standard in the U.S.



Columbia Manufacturing Inc.
One Cycle Street
Westfield, MA 01085
(413) 562-3664
Fax (413) 568-5345
www.columbiamfginc.com